After verification of measurements, we guarantee the fit!

Thank you for choosing Vanson Leathers!

Custom Classic Road Racing Suit Guide

Quality...from Professionals...for Professionals!

Vanson Leathers understands professional racers. They depend on premium quality protective garments, fast knowledgeable service and styles and graphics to showcase the racer and his or her sponsors.



Vanson Custom Suits are made from top-grain U.S. cowhide approximately **3 1/2 oz.** per square foot and **1.4 -1.7 mm**. We are constantly developing new features and experimenting with new materials. This ensures that we can offer the best product and service to professional riders. Vanson offers a complete "menu" of options and lettering styles to choose from, allowing you to design the suit you want.

How to use this form

Select the **Style** of suit based on the standard features which meet your racing needs. For each Style, there is a list of available **Options**. These Options are available at an additional cost to the base price of the suit. Select the **Style** then the **Options**. Next, you can **Draw Your Own Design** or choose from the many standard **Graphic** designs we have provided for you. Color selections can be made from Vanson's wide selection of drum-dyed colors.

Sample leather color swatches are available upon request. Remember, you can change colors at any seam line for **no extra charge!** To add a personalized touch to your custom suit use the **Lettering and Logos** section.

Note: Foils and Special Effects leather cost 15% more. Be sure to show the placement of any custom lettering in the spaces provided. Then, using the special **Vanson Measuring Device,** complete the **Take Your Measurements** section. Be sure to follow the directions carefully and fill out all the measurements in this section. In order to verify your measurements, it is **required** that you include your **Height**, **Weight**, and **Age.**

Finally, turn to page **41** of the form and complete your order by filling out the **Shipping Information** and adding the cost from each section to determine the **Total Cost** of your suit.

The Proof is in the Patents

Buying a Vanson suit is purchasing a unique piece of leather working history. Over the years, as we have developed our own, unique way of producing a better quality garment we've come up with entirely new concepts for our riders. As these innovations have been discovered and perfected, they have been patented.

Currently **Vanson holds over 10 unique patents**. These cover everything from the way we set the zippers in our garments for our venting system to our Floating Armor System. Carefully designed for your comfort and safety when working with our superior materials, we always seek to innovate without sacrificing the longevity of our suits.

The United States of America

The Director of the United States Patent and Trademark Office

United States Patent

951 Broadway Fall River, MA, 02724

www.vansonleathers.com
+1 508 - 678 - 2000

Vanson Suit Tree:

(#) Designates 2 piece suits - all with full circumference waist zipper
*Ready made Suits not available as a custom order. Call for more information.

	Custom		Off-the-Rack
MK3 suits (with armor) *Professional Road Racing, side car*	VO93 double front zipper suit VE93 V932 (#)	 VL93 ladies available	V09 (sizes 34-54)
Drag Race *Drag Racing, Dirt Track, Snowmobile Racing*	DR1 DR2 (#)	ladies available DRL2 (2#)	 Drag (#)* (sizes 34-54)
Super Motard (with armor) *Super Motard Racing, Dirt Tracking, Vintage Road Racing*	SM02 SM22 (#)	ladies available ladies available	 1 piece only (sizes 34-54)
Traditional (extra leather) *Vintage Road Racing, Long Boarding, Dirt Tracking*	RR1 RR2	ladies available ladies available	
MK2 suits with armor *Road Racing, Dirt Tracking, Long Boarding, Side car Racing*	RR12 RR22(#)	ladies available ladies available	
Street & Track *Track Days, Sport Riding*	STRC (#)	ladies available	
HYBRID - suit with Hump and CE F.A.S. armor *Professional Road Racing, Road Racing, Vintage Road Racing*	Not Available in Custom		HYB1* (sizes 34 54)
Garage Suit *General Wrenching, Everyday Riding*	VNV6	ladies Available	VNV6 (sizes 34 54)
Car Suit *Professional Car Racing, Kart Racing*	FD01, FD05 - Double-Zip FS01, FS05 - Single-Zip FP01, FP05 - Pants FJ01, FJ05 - Jacket		(sizes 34 54)

TOP 11 REASONS TO BUY A VANSON

#1 Pride of ownership
When you get a handmade Vanson custom suit you are joining a very exclusive worldwide club. These suits are heirloom quality, and given basic proper care will give decades of service.

#2 Express yourself through the creation of a beautiful and unique suit
Any graphic - you (we can help you) design it, we will make it. Or look at our design pages for inspiration. Note: subject to design/construction limitations of the basic garment we are making for you.

#3 Value
Get Back Up and Get Going – our suits are NOT crash and replace. Mike Martire has over 60 crashes on his suit; Brian "Crash" Kent over 40. Korry Hogan came off at 248 mph. Just before the finish line and slid 600 feet. Chris Hand got blown off his drag bike at 228 mph. Dale Quarterly lost it at full speed on the Daytona High Banks when his Ducati transmission locked up – 165 mph creating a 400 foot slide. Eric Wood at Homestead came off at 160 mph, and ran back to the pits to relaunch on his back-up bike.

#4 Strength + Protection
Race after race, year after year. Some of our oldest suits are still racing. Made from the strongest leathers, and the innovative and unique patented design features – such as the F.A.S. (Floating Armor System), Double Front Zipper racing suits, Powerstretch Aramid textile panels, RAM Air Sleeve vents, Air Curtain ventilation systems – Vanson continuously works to produce the best at the front of the pack. Take a look at Eric Guilbranson's Crash101 video (on web homepage) on why and how the Vanson suits protect.

#5 Made in USA
Handmade with pride in our workshop in Fall River, Mass, USA. The Vanson team has over 44 years experience of making dreams come true. We make and finish our own leather. We make our own Aramid textile – which we call Powerstretch.

#6 Ownership registry
All repairs, patterns and alterations are archived to enable us to repair and or reproduce each individual garment. We have tracked lost and stolen Vansons for their owners and the police.

#7 Reconditioning service
We will clean and bathe Vanson leathers using the same ph balanced oils and waxes used in the original tanning and finishing of the leathers.

#8 Aftercare
We will alter, repair and maintain Vanson leathers whatever the age and condition so long as the finished product is deemed "safe" by us.

#9 Guaranteed fit
Once measurements have been approved by us, we have the information we need to be able to guarantee the fit for a custom motorcycle jacket, pants or suit. No worries – see our measurement video and pages – or call us, we can help.

#10 Any size
We will make to fit

#11 Asphalt Insurance
Take a spill and you've got asphalt insurance you're covered!
Who else does that for their customer?

TESTIMONIALS

Eric Wood
"Vanson leathers are without question the finest racing suits available. Their premium leather and uncompromising manufacturing processes result in a product that you can really trust. After nearly 30 years of riding and racing in Vanson suits my skin has never touched the asphalt. There is no other brand that will protect you, time after time, like a Vanson."





Pat Mooney
"I've worn several different manufactures' suits over my racing career and have unfortunately crashed in all of them. Vanson suits have held up crash after crash. If you plan on pushing to the limit on the racetrack the inevitable is going to happen, the best thing you can do for yourself is make sure you're wearing the best protection available."

Chris Hand
"I have been wearing Vanson Leathers exclusively for almost 20 years. I have also experienced unparalleled service and support from Vanson over the years. Vanson is my only choice in leather apparel, whether I'm racing the 240 mph Top Fuel bike, street riding, or just sporting my Vanson Hailwood jacket at bike events."





Larry McBride
"All of my suits showcase some of the highest quality workmanship I have ever seen. I have been wearing Vanson Leathers for more than 20 years. As a racer, you need products you can trust. I have always trusted Vanson. My suit held up great, even after the fiery explosion."

Custom Suit Measuring Guide

Classic Road Racing Suits

After verification of measurements, we guarantee the fit!

These are true race suits designed to fit when in the tuck or racing position. They may not give a comfortable fit if used for other applications. The construction is functional and may appear unfinished to those not familiar with race suits. These are "full-on" race suits.

RR1

Custom starting from $1350

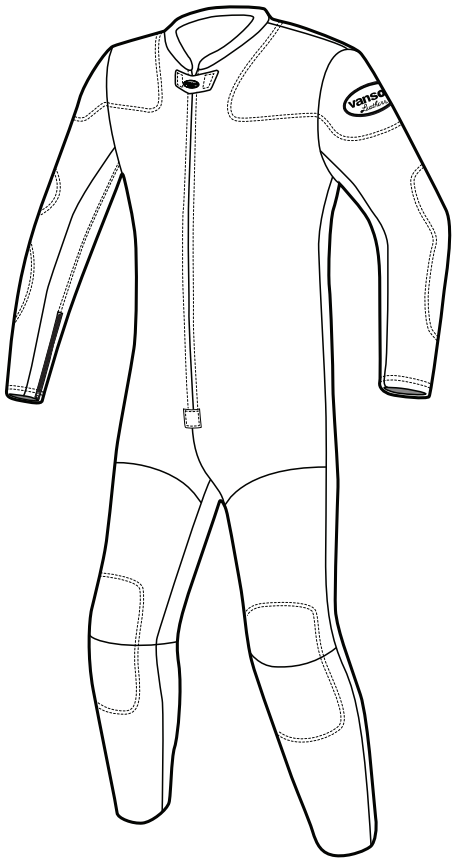

STANDARD FEATURES

This classic suit has been developed over the years, made from top-grain, 3 to 3 1/2 oz. (1.5 to 1.7 mm) U.S. leather. Made from first class materials, the Traditional is an excellent basic suit.

1. Extra leather sewn inside at the knees.

2. Leg zippers at rear of calf.

3. Velcro® tab across top of front zipper.

4. Nylon mesh lining for comfort and ventilation.

5. Beaded collar.

6. Extra leather sewn inside at the shoulder/collarbone.

7. Extra leather sewn inside at elbow/forearm.

8. Leather expansion section at back for comfort and freedom of movement.

9. Wrists and ankles have "raw edge" finish for comfort with less bulk.

10. Heavy duty front zipper with wind flap and license pocket.

11. Zipper on inseam of sleeves.

General Back Area For Both Suits

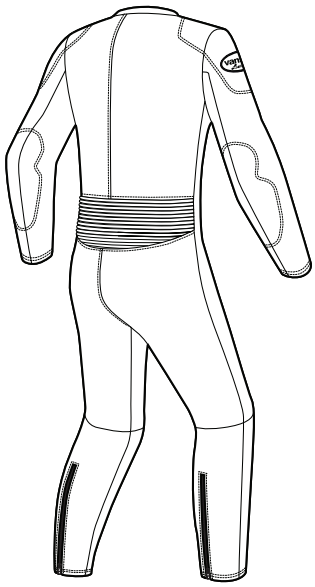

RR12

Custom starting from $1450

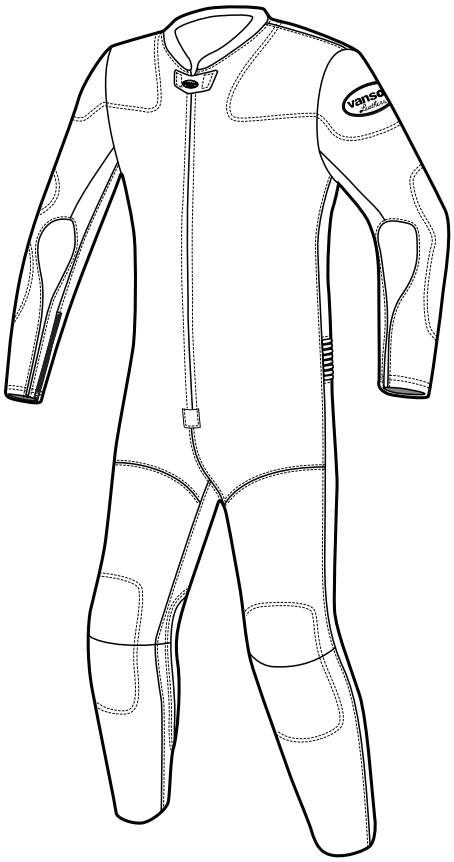

STANDARD FEATURES

1. F.A.S. Armor ™ Includes: Elbow/Forearm, Shoulder, Knees, Back pad (enclosed in a pouch sewn to lining), Closed cell moisture resistant foam hip pads *Smaller size suits can not accept HARD (GP) armor. CE approved armor will be substituted.

2. POWERSTRETCH™ keyhole shaped sections from back of knee to ankle for com-fort in the tuck position.

3. POWERSTRETCH ™ Keyhole shaped sections at elbow/forearm for ventilation and comfort in the racing position.

4. Velcro® area for the fitting of knee sliders (pucks are not standard).

The MK 2 is made from the same top quality materials as the Traditional and includes most popular options.

RR2 Traditional Two Piece

Custom starting from $1395

This is our traditional two piece suit, a retro cut and fit with the best leather manufacturing techniques. Waistband with Velcro® fastening at front conceals waist zipper. We've put extra leather in all of abrasion prone areas. We've also cut the back of the jacket low to keep out the wind. Elastic around top of pants. Snap collar with fold-back snap tab. and snaps at front for fit. The two piece version of the high quality Traditional suit gives great versatility. Extra leather sewn inside at the shoulder/ collarbone and knees. Leg zippers at rear of calf. Raw edge finish at ankles for less bulk.

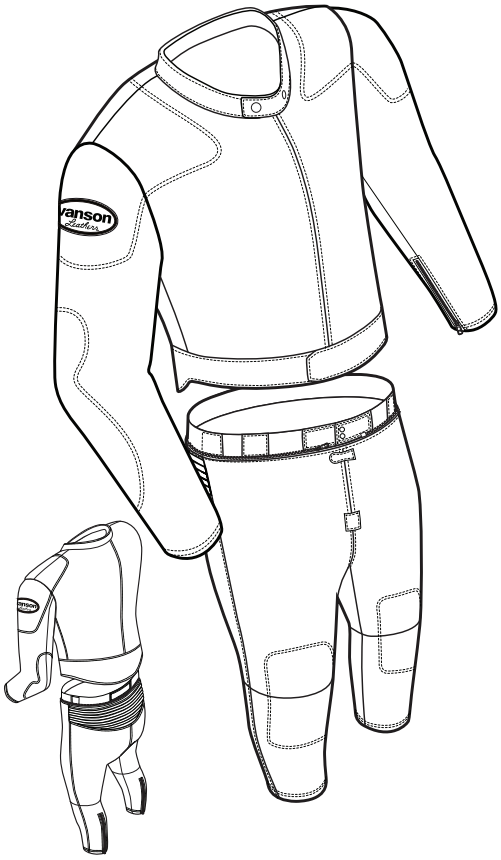

RR22 Mark 2 Two Piece

Custom starting from $1495

This suit gives you the ease of a two piece, the looks of a classic suit, and the protection of a fully armored suit. What's better than that? That's right, nothing. Same standard features as Traditional 2 piece suit plus the listed additional features.

POWERSTRETCH™ keyhole shaped sections from back of knee to ankle for comfort in the tuck position.

Includes:
Elbow/Forearm - Shoulder - Knees - Back pad (enclosed in a pouch sewn to lining) - Closed cell foam hip pads

*Smaller size suits can not accept HARD (GP) armor. CE approved armor will be substituted.

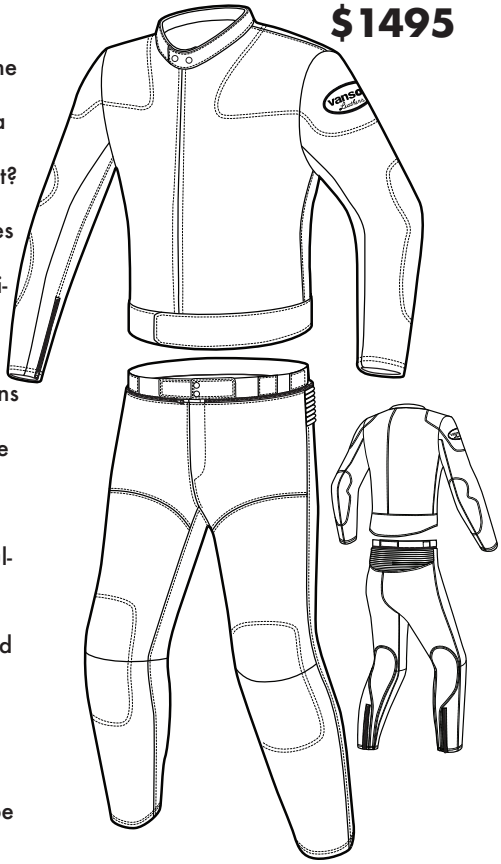

Select Options Classic Road Racing

#	Description of option	Price $
G.P. ARMOR OPTIONS		
41EF	STRAP ON SPINE PAD	109.00 EACH
CE ARMOR OPTIONS		
VA1V	VANTECH F.A.S. armor shoulders	30.00 PAIR
VA2V	VANTECH F.A.S. armor elbows	30.00 PAIR
VA3V	VANTECH F.A.S. armor knees	30.00 PAIR
INSIDE CLOSED CELL PADDING		
1A	Elbow Padding - inside Oval football shape N/A w/armor	20.00 PAIR
1B	Knee Padding - inside Oval shape N/A w/armor	20.00 PAIR
1C	Spine Padding - inside - approx. 6" wide N/A w/armor	35.00
1F	Elbow-Forearm - inside - kidney shaped padding N/A w/armor	20.00 PAIR
1H	Chest Padding - inside - Dirt Track	50.00
1I	Bicep Padding - inside - Dirt Track	25.00 PAIR
1J	Shin Padding - inside - Dirt Track	25.00 PAIR
1S	Shoulder Padding - inside - closed cell N/A w/armor	20.00 PAIR
3	Hip Padding - inside sewn at hip area N/A w/armor	35.00 PAIR
INSIDE LEATHER PATCH - DOUBLE LEATHER PROTECTION		
2	Extra Leather at hips inside pants	30.00 PAIR
4	Full Double seat, inside pants	30.00
VENTING SYSTEMS AND VENT OPTIONS		
19	Zip Vents - Rear, at sides, under arms as exit vents	25.00 PAIR
19A	Zip Vents - on front show locations on diagram	40.00 PAIR
19B	COBRA Style Air-Curtain vents - (US Patent # 5.507.042) Adjustable vent under perforated leather - Note: cannot be used with zip-out mesh liner. Jackets + 2 piece suits only	230.00 PAIR
COLLAR DETAILS		
15A	Mandarin style collar with snap-back tab	20.00
22	Bound collar - CIRCLE: LEATHER or SPANDEX	20.00
22A	Velcro security tab across top of front zipper	20.00 EACH
22B	Nehru collar - open at center front	22.00
33	Mandarin collar with velcro foldback and closure	20.00
SUSPENDER OPTIONS		
40A	Suspender buttons - set to waistband of pants - four sets of two buttons each to attach suspenders #40S	15.00 SET
40S	Suspenders - also sold separately	49.00 EACH
WAISTBAND OPTIONS		
40B	Delete jacket waistband	N/C
42C	Add full circumference solid CORDURA waistband to jacket. Can be made straight or slightly dipped in the back. Front overlap is secured by either velcro or snaps. Circle below STRAIGHT BACK DIPPED BACK VELCRO SNAP	40.00 EACH
WRIST DETAILS		
11	Velcro security tabs over the zip pull at wrist and/or ankle zippers. CIRCLE: WRIST ANKLE	15.00 PAIR
14C	Wrist zippers at outseam (under the sleeve) Note: Outseam zippers are old style and may conflict with elbow armor. Wrist gussets included.	15.00 PAIR
14G	Knit cuffs - option used in Dirt Track Suits	15.00 PAIR
40L	'D' Ring - Left wrist - for kill switch cord	10.00 EACH
40R	'D' Ring - Right Wrist - for kill switch cord	10.00 EACH
LOWER LEG + ANKLE DETAILS		
AS	We scoop out the front of the ankle, this reduces bulk in your boots when you put your feet on the pegs	25.00 PAIR
BOOT	Boot cut to fit over boots	25.00 PAIR
LINING OPTIONS		
17	Rayon lining	N/C
17C	Replacement Nylon Mesh Lining. Linings attach at wrist and ankles. 1 piece suits only. Remove to wash or change.	60.00 EACH
17G	Replacement Rayon Lining. Linings attach at wrist and ankle. 1 piece suits only. Remove to wash or change.	60.00 EACH

#	Description of option	Price $
17H	Replacement CoolMax Lining. Linings are attached at wrist and ankles. 1 piece suits only. Remove to wash or change. CoolMax is suggested for hot humid weather to help when perspiration wicking is desired.	60.00 EACH
17X	No lining at all - raw leather interior of shell.	40.00 XTRA
INSIDE POCKET OPTIONS		
6A	Inside open top pocket set into lining, right side.	20.00 EACH
6B	Inside open top pocket set into lining, left side.	20.00 EACH
6D	Inside applied leather patch pocket. CIRCLE: LEFT or RIGHT	25.00 EACH
PERFORATIONS ADDED TO SOLID PANELS FOR EXTRA VENTILATION		
20A	PERFORATIONS - front - on body under arms.	20.00 PAIR
20D	PERFORATIONS - entire upper front chest to waist.	60.00 PAIR
20E	PERFORATIONS - waist to crotch - front.	35.00 PAIR
20F	PERFORATIONS - on body, behind side seam at under arm area.	20.00 PAIR
46	PERFORATIONS - band across upper front chest - arm to arm.	35.00 EACH
46A	PERFORATIONS - at bicep - top sleeves - next to inseam.	20.00 PAIR
46B	PERFORATIONS - on inner thighs - top legs - along inseam.	20.00 PAIR
46C	PERFORATIONS - on back of jacket, along side seams.	20.00 PAIR
46D	PERFORATIONS - on rear at side seams - shoulder to waist.	35.00 PAIR
PROperf LEATHER - CHANGE AREAS + PANELS to PROperf		
20Q	PROperf upper leg front, thigh seam to knee expander.	35.00 XTRA
20R	PROperf thigh seam to end of knee expander - front legs.	35.00 XTRA
20T	PROperf back of leg, calf from knee to ankle.	15.00 XTRA
20X	PROperf lower front leg - from knee to ankle.	20.00 XTRA
20Y	PROperf knee expanders.	20.00 XTRA
20Z	PROperf back expander - allows ventilation and flexibility.	20.00 XTRA
46E	PROperf under sleeve panels.	20.00 XTRA
46P	PROperf fronts shoulder to thigh seam - (1 piece suit).	35.00 XTRA
46PJ	PROperf fronts shoulder to waistband - (jackets + suits).	25.00 XTRA
46PP	PROperf front legs waist to knee seam.	20.00 XTRA
POWERSTRETCH NYLON + ARAMID WOVEN PANELS		
KC	KEVLAR cuffs replace leather at your wrists to reduce bulk in gloves	30.00
39AK	POWERSTRETCH Elbow inseam Oval cut-outs.	35.00 PAIR
39BK	POWERSTRETCH Behind knees Oval or Band 5" high across leg.	35.00 PAIR
39DK	POWERSTRETCH Knees to Ankle - Keyhole shape cut-out.	45.00 PAIR
39FK	POWERSTRETCH Elbow/Forearm - Keyhole shape cut-out.	45.00 PAIR
39HK	POWERSTRETCH 1" strip Wrist to Armhole along sleeve inseam.	45.00 PAIR
39IK	POWERSTRETCH 1" strip - along inseam - Crotch to mid-thigh.	55.00 PAIR
39VK	POWERSTRETCH Full VELOCITY options - (suits only) Competiton design @ arms/legs/crotch and across upper thigh.	115.00 SET
40VK	POWERSTRETCH VELOCITY 2 piece suit - Arms, Legs, and Crotch.	105.00 SET
SALT	All leather suit for salt flat speed record racing. No POWERSTRETCH - No PROperf - No PERFORATIONS - No TEXTILE	N/C
EXPANDER PANEL OPTIONS		
ELEX	Elbow expanders allow free bending at your elbow and reduces the pulling down on your shoulders	50.00
44	Expansion panels added above knees HEAVY MESH. (check tech for ok) CIRCLE: SOLID LEATHER PROperf	40.00 PAIR
EMBROIDERED LOGO + SPONSOR PATCHES		
23	Velcro sewn in square on back to accept #24. Square Size approx. 12" wide X 12" high. (velcro pile)	20.00 EACH

#	Description of option	Price $
24	Square of leather with strips of velcro to mate up with #23 Square Size approx. 12" Wide X 12" High. (velcro hook) Specify color, price does not include letters & numbers.	25.00 EACH
26	Sewing on Sponsor Patch(es) provided by customer covered in clear plastic to help keep patch clean. Cost is per patch.	8.00 EACH
26B	Sewing on patch - no cover.	7.00 EACH
26C	Chenille VANSON patch - Classic script with flowing "V" Patches are handmade and are approx 13 to 15 Long x 8 High.	60.00 EACH
26D	VANSON STAR - two color approximately 1/2" outline Approximate sizes CIRCLE desired size: 15.5" Wide x 13.75" High | 13" Wide x 11.75" High | 10.75" Wide x 10" High	49.00 EACH
26E	U.S. FLAG PATCH embroidered - on shoulders always set with star field facing forward. Show location in design section.	10.00 EACH
26P	U.S. FLAG - LEATHER (approx. 8" x 9") handmade - 100% leather flag with full star field.	79.00 EACH
26R	Crossed VICTORY checked flags - for back of suit.	65.00 EACH
26S	Victory checkered flag - small for chest/shoulder/glove.	40.00
26T	Reflective VANSON Oval (rubber Oval) Specify location and number in design section.	N/C
26TA	VANSON Competition Oval(s) (vinyl) Specify location and number in design section.	N/C
26TE	Cloth Embroidered VANSON Oval Specify location and number in design section.	N/C
26TL	Leather embroidered VANSON Oval - specify colors Specify location and number in design section.	10.00 EACH
26V	VANSON "V" in a circle - vintage Vanson logo from 1974 Circle is 3.25" in diameter. Used for chest and shoulders.	20.00 EACH
26VV	VANSON "V" - vintage Vanson logo from 1974 "V" is 1.50" Wide x 2.25" High. Used on chest and shoulders.	10.00 EACH
DVO	Delete VANSON Ovals.	100.00
VANSON LOGO LETTERING		
10	"VANSON" extra logo-chargeable - show locations in design sect.	15.00 EACH
10BA	To fit VANSON across butt of suit or pants.	15.00 EACH
10BB	To fit VANSON across lower back.	15.00 EACH
10BC	Small VANSON embroidered on both ends of collar.	N/C
10BF	Small VANSON stitched to top sleeves along forearm.	15.00 PAIR
10BS	Small VANSON letters stitched to under sleeves.	PAIR
10BT	To fit VANSON letters stitched to thighs.	15.00 PAIR
10BV	Small VANSON stitched around the knee puck velcro field.	PAIR
10F	Sponsor Credit for placing additional "VANSON" on garment.	-30.00 N/C
PUCKS / KNEE SLIDERS		
21	Tear-off leather patch to cover knee puck velcro field cover matches suit graphics - includes velcro field.	40.00 PAIR
21A	Knee Pucks with Velcro field.	80.00 PAIR
21B	Velcro fields for knee pucks (velcro only).	40.00 PAIR
21C	Replacement Pucks only. Price per pair.	49.00 PAIR
21D	Sidecar passenger seat or shoulder velcro patch with slider Show placement in design section. Price for each location.	75.00 EACH
HUMP OPTIONS		
HUMP	SLIPSTREAM pad in contoured closed cell non absorbent foam. Note: SLIPSTREAM pad may limit. graphic sizing and availability on some suits and jackets.	190.00 EACH
HUMR	Add RADIO cavity to Hump. Includes hollowing out the Hump to contain the radio with earpiece wire pass-through in the front face of the hump. Order Hump separately. Radio not included.	20.00 XTRA
HUMV	SLIPSTREAM Hump enhanced with flow through ventilation system from the front of the Hump through airways into the back of the garment.	190.00 EACH
HUMW	Camel back reservoir holds about 8 fl. oz. of water. Water line is led inside to side of neck where velcro hangers support it. Order Hump separately.	20.00 XTRA

TOTAL OPTIONS $

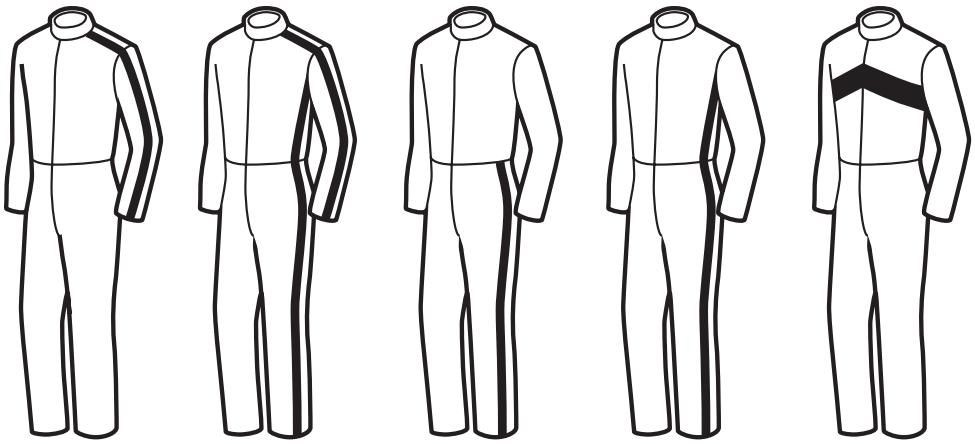

A Both Arms | **B** Arms & Sides | **E** Both Legs | **G** Armpits to ankles | **H** Racing band front or back

STRIPE STYLE	LOCATION ON SUIT (see diagrams to left) A	B	E	G	H
1 Single, 1 inch stripe	$25.00	$50.00	$30.00	$40.00	$30.00
2 Twin, 1 inch stripe	$50.00	$100.00	$60.00	$75.00	$60.00
3 Triple stripe 2 color	$75.00	$125.00	$90.00	$115.00	$90.00
4 Two inch stripe	$30.00	$55.00	$35.00	$45.00	$35.00
5 Three inch stripe	$35.00	$60.00	$40.00	$50.00	$40.00

STRIPES TOTAL $

STRIPE MATRIX
Choose stripe pattern you want and location. Example: A4=2 inch (#4) going down arms (A). Cost $30.00 Non standard widths are priced as next widest standard stripe. Stripes over 3" wide are an "inlay" see previous page for costing.

Note: 3M® Reflective tape is offered in any stripe or pattern design as long as it can be done. This is a difficult material to work with.

Note: Foils and Special Effects leather cost 15% more.

INLAYS & INLAY DESIGNS

Inlays are stripes over 3 inches in width. Inlay Designs are those color separations that require seam lines in addition to the basic seams (shown on the diagram). Symmetrical Inlay (side to side symmetry) are priced as $100.00 top and $100.00 bottom. Asymmetrical Inlays (no symmetry side to side) are $150.00 top and $150.00 bottom.

Top Inlay Total $_____

Bottom Inlay Total $_____

Total For Inlays $_____

Sponsor Patches

FRONT	BACK	LEFT SIDE	RIGHT SIDE

Draw Your Own Design

Sketch suit design and show where any letters or numbers go. Show location of selected options such as sponsor patches and pockets. In addition to this section, fill if letters and numbers are part of your design. After reviewing design, we will advise you of the cost.

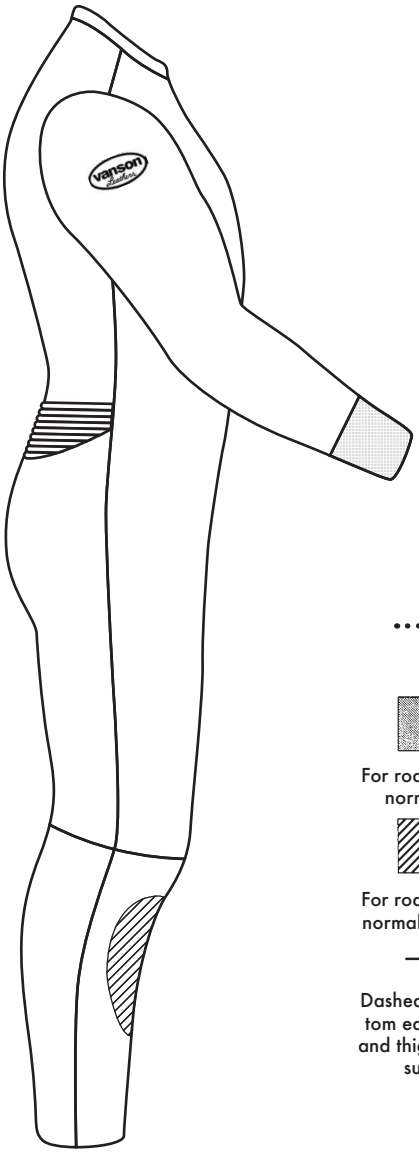

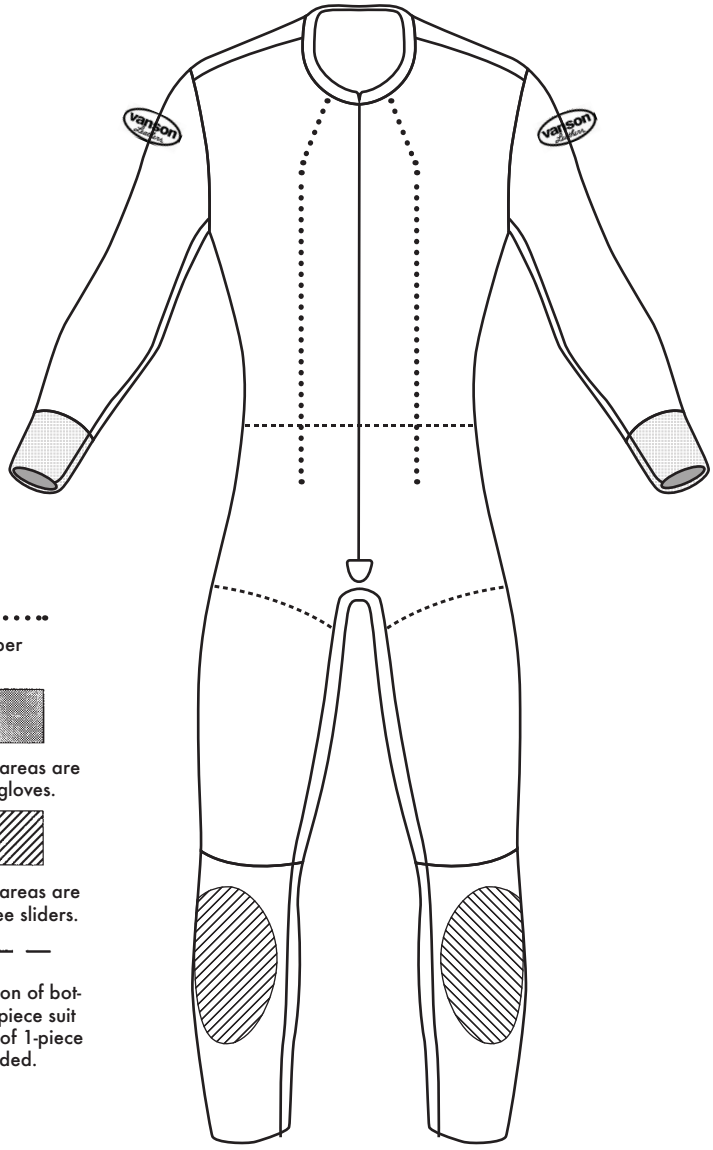

Front Double Zipper (Volante)

For roadrace use, these areas are normally covered by gloves.

For roadrace use, these areas are normally covered by knee sliders.

Dashed lines show location of bottom edge of jacket in 2-piece suit and thigh seams at front of 1-piece suite. Volante excluded.

DESIGN AND STRIPE NOTES: Use these lines for any notes that may help our design department interpret your design. You will be advised of cost after we have reviewed it.

NOTE: Changes to your order after we have received it may affect our scheduling. Changes made after certain production steps may also incur extra charges.

Suit Colors:

_____

_____

_____

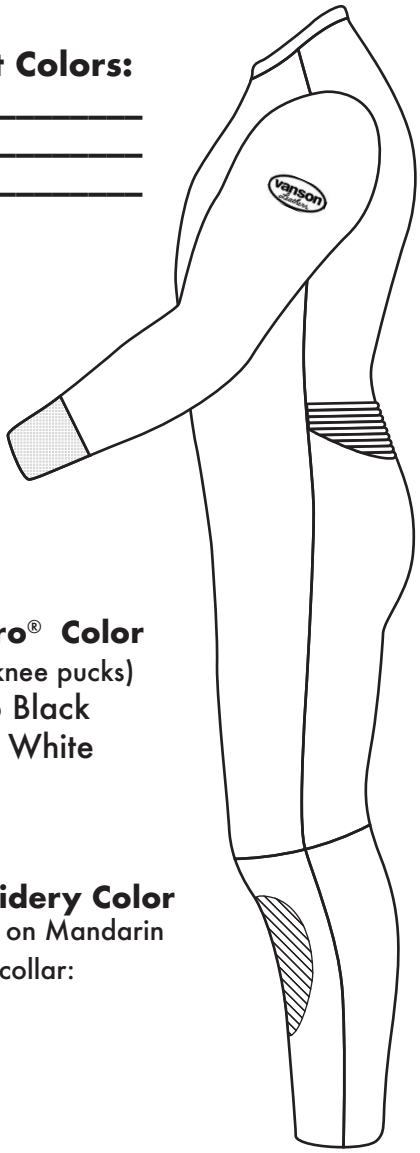

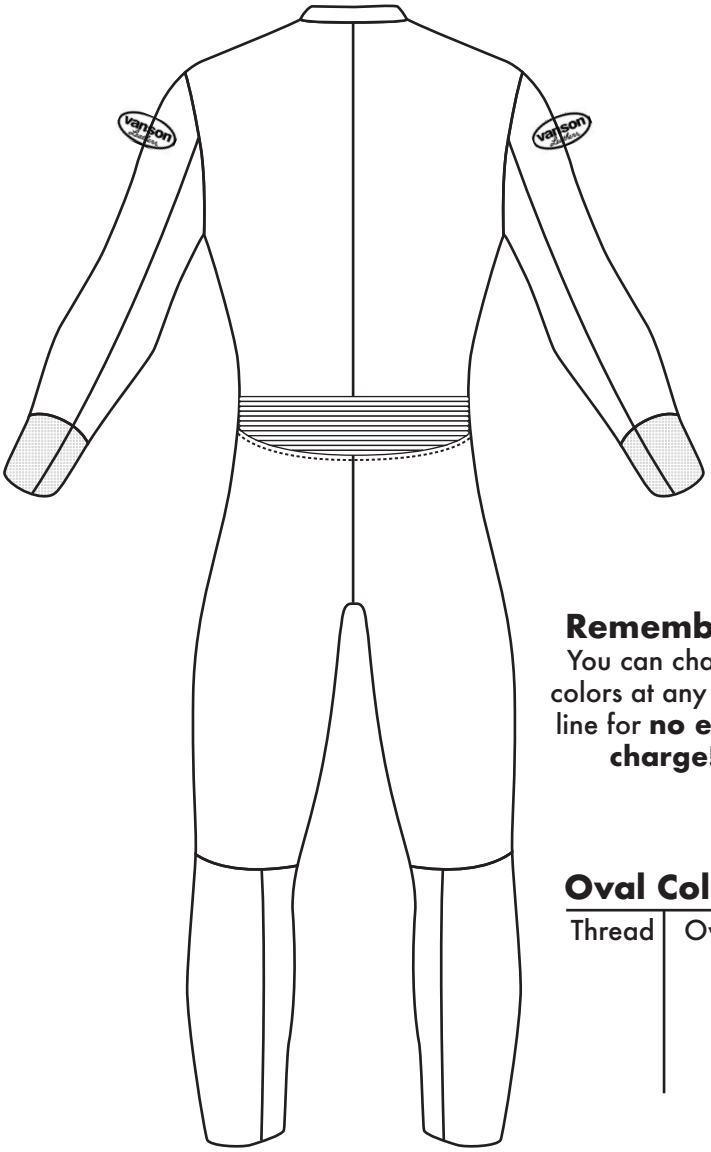

Velcro® Color
(for knee pucks)
o Black
o White

Embroidery Color
Vanson on Mandarin collar:

Remember!
You can change colors at any seam line for **no extra charge!**

Oval Colors

Thread	Oval

ADDITIONAL COMMENTS OR INFORMATION?

If there is any additional information or comments that you think could help us more clearly create your design please write it beneath this box.

Letters & Numbers [Types and Sizes]

Choose Type & style. Fill out the correct section below. Mark on diagram the location and direction the word[s] are to be read. Sizes shown are used as a guide only. Letters are sized to fit the design and pattern based on your specifications.

Types of Letters and Numbers		Sizes of Letters and Numbers		
PLAIN	P	2" $5 ea	3" $6 ea	8" $8 ea
OUTLINE	O	2" $8 ea	3" $10ea	8" $14ea
SHADOW	SH	2" $8 ea	3" $10ea	8" $14ea
SLOPING	S	2" $5 ea	3" $6 ea	8" $8 ea
SLOPING OUTLINE	SO	2" $8 ea	3" $10ea	8" $14ea
SLOPING SHADOW	SS	2" $8 ea	3" $10ea	8" $14ea

The letters in the boxes after the examples are to identify the TYPE

Lettering Type - Embroidered

Size	Plain	Outline
2"	=$4	=$8
3"	=$6	=$10
4"	=$8	=$12

Total Cost of all options and services on this page.

$_____

*Carbon X® is a Registered Trademark of Chapman Thermal Products

Note: Embroidery is available. Please call for quote. Foil laminated leather 15% extra. *Size is used only for pricing and reference. Shape and space may require slight changes in size. If exact size is desired, please contact Vanson directly.*

Note: If you are ordering OUTLINE, SHADOW, SLOPING OUTLINE, or SLOPING SHADOW write the primary [or main] color FIRST followed by the color of the outline or shadow.

Styles of Letters and Numbers

BANCO
BALLOON
BEACH HOUSE
BLOCK
BREMEN
CANCUN
CHOPHOUSE
COOPER
COSMIC
EXPO
FUNHOUSE
FUTURA
GINKO
OLDTOWN
PHATHOUSE *
REVUE
Brush Script
SERPENTINE
SQUARE
STACCATO
TIMES ROMAN
TIMES SCRIPT
TRANSROBOT

* **Available in CAPITALS only. Additional fonts available.** send sample - we will match as closely as possible.

TYPE	SIZE	STYLE	WORDING	COLOR(S)	LOCATION	Total no. of letters	TOTAL $

Numbers and letters TOTAL $

Design Suggestions

Graphic design shown here are additional to the cost of the suit. Call [508]678-2000 for pricing and other choices. Please Note: representation of these designs may have to be varied dependent on the suit type and the options you choose to have included in you suit. The #9 flame must be 2 colors minimum without an outline. #9 flame are a 3 color flame. Please do not pick only 2 colors for #9.

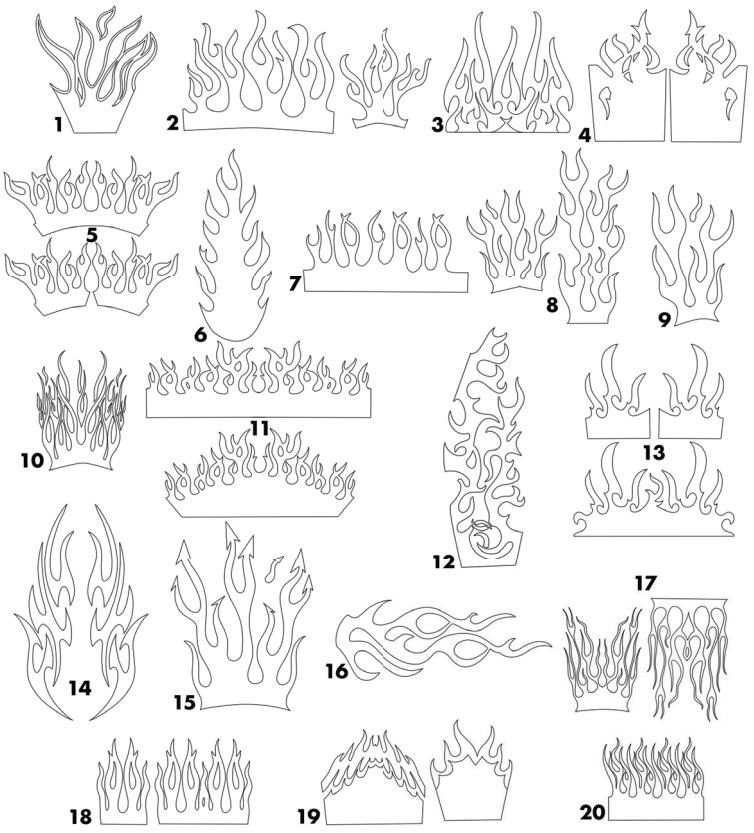

For information on stripe options and pricing, see "Stripe Style" section.

BONE - FRONT
$400.00

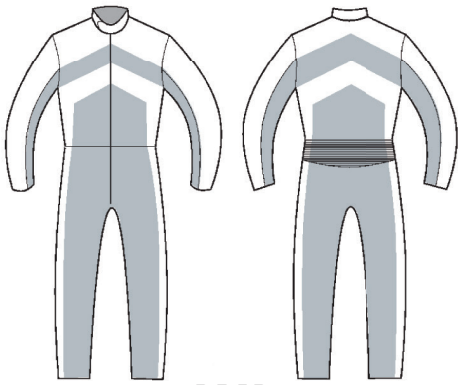

DR1D
$200.00

BONE - BACK
$400.00

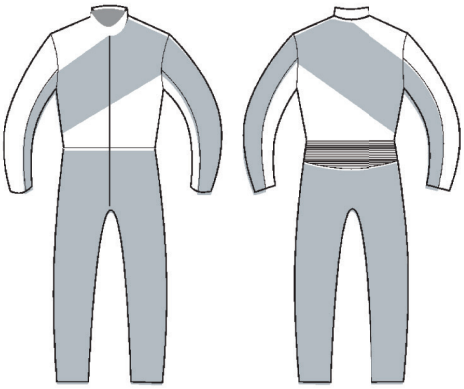

DR2D
$200.00

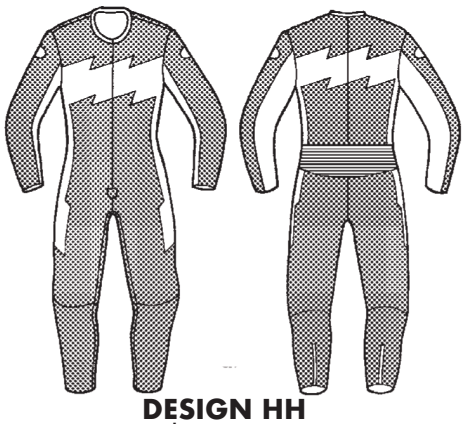

DESIGN HH
$200.00

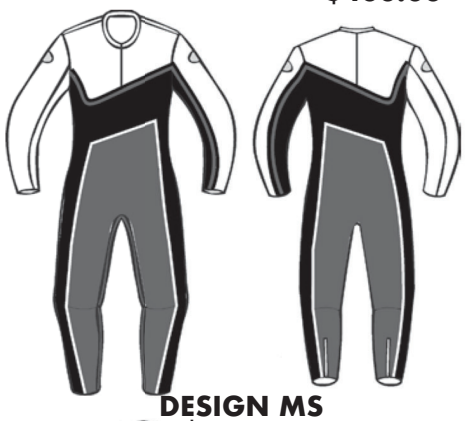

DESIGN MS
$400.00

DR3D
$250.00

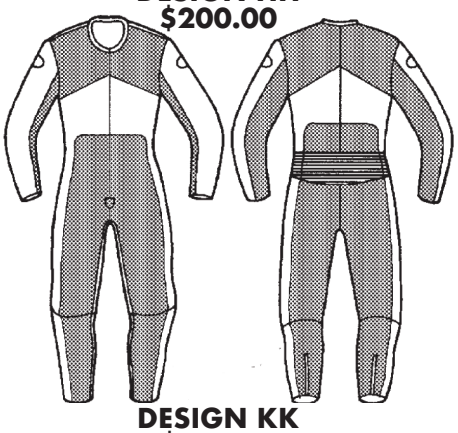

DESIGN KK
$150.00

DESIGN SA
$250.00

DESIGN V3
$150.00

10553
$275.00

10918
$300.00

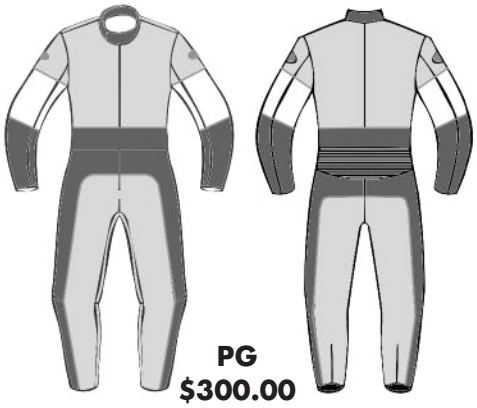

PG
$300.00

9500
$300.00

10082
$375.00

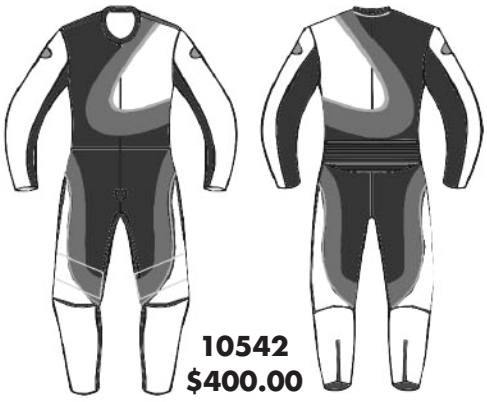

10542
$400.00

10173
$425.00

10918
$500.00

12374
$500.00

STANDARD GRAPHICS

10297
$550.00

This is our selection of standard graphics. You can order one of these or pull some inspiration from these suits into your design.

ADDITIONAL COMMENTS OR INFORMATION?

If there is any additional information or comments that you think could help us more clearly create your design please write it beneath this box.

REFERENCE PHOTOS HERE

Staple your photos to this square here

Take Your Measurements

GENERAL INSTRUCTIONS:

- **Never measure yourself**. Get someone else to help you.
- For taking measurements, wear jeans that fit you comfortably but snugly and a t-shirt. Empty contents of pockets. Pull up pants for snug fit. Remove belt.
- On measurements involving the waist or **"VMD Waist"** use **Vanson Measuring Device** (see below). **Another tape will also be required** for measuring.
- Pull tape measure snug **DO NOT allow extra** in your measurements.
- Vanson race suits are purposely designed for comfort and ease of movement **in the race position**. They are designed to be worn over minimum clothing. They may not feel comfortable while standing or walking. **They are not designed for touring or pedestrian use**

HOW TO USE THE VANSON MEASURING DEVICE

- This device is designed to assist you in obtaining consistent measurements. This is of utmost importance in order for us to make your suit fit as it should. Use on measurements marked 6.
- Secure the **elastic belt** part of the device around waist at **navel.** Make sure **belt is parallel to ground**.
- The elastic should be a snug fit so it does not move up and down easily when you rotate the tape or slide the **tape slider buckle**.
- You can now snap the tape to the tape slider buckle.
- Have someone run the tape over your body to the point you need to **measure to**, then write down the measurement.
- Rotate tape for other measurements that are **from the same point.** For other **measure from** points, slide tape slider buckle.

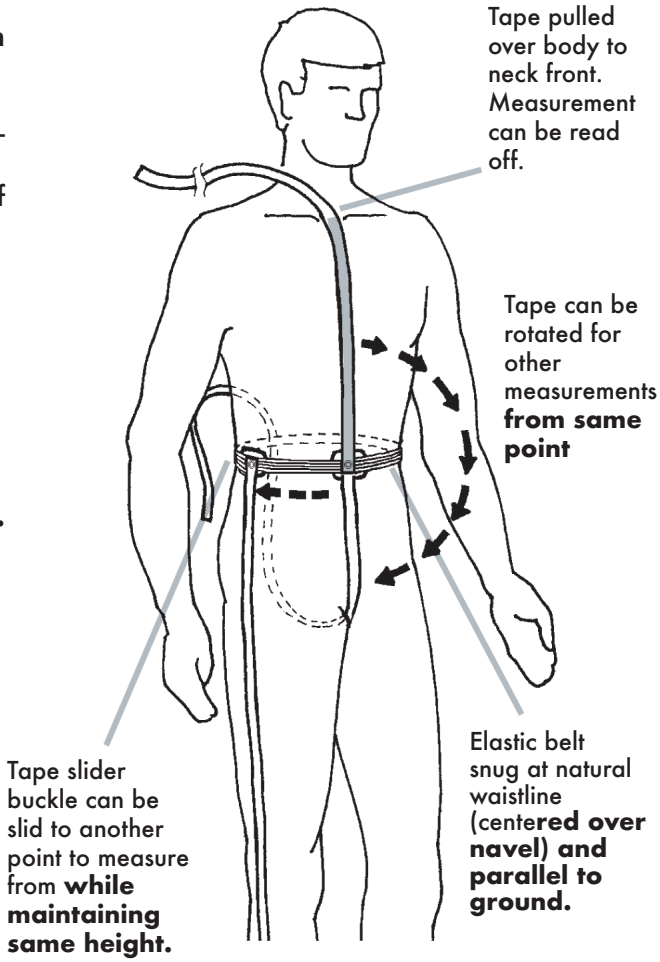

Make sure elastic belt does not move accidentally during measuring process.

If you have questions, call Vanson's help line (508)678-2000

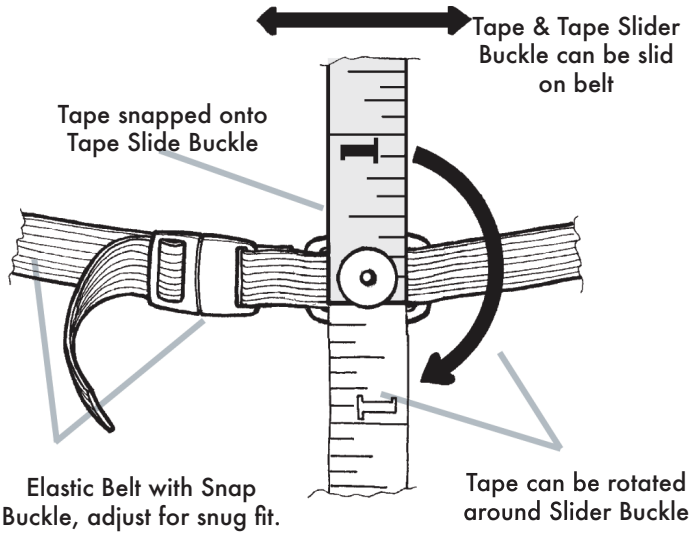

Vanson Measuring Device

OR

Make your own VMD

- 1 String/Elastic that will stay in place around waist at navel

- 1 Measuring tape



Make sure the band or string around the waist is parallel to the ground (periodically check throughout measurements). Make sure to take measurements along the string or band from the same points each time.

SUIT MEASUREMENTS

Contact Information Date____ / ____ / _____

Name _____Email_____

☐ MALE ☐ FEMALE Height _____ Weight _____ Age _____

1. Are you a bodybuilder? **NO** ◯ **YES** ◯

2. Are there any existing physical conditions that should be allowed for in the fit of this suit? If Yes, describe.

_____

3. Are you measuring over any braces/armor? If Yes, describe.

_____

4. What brand/model spine pad do you wear?

_____

5. What type of belly do you have?
Please circle the one that best fits you.

FLAT	MEDIUM	LARGE	EXTRA LARGE

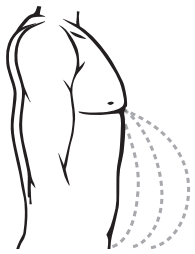

Note: DR2 suit only - circle one: **TIGHT** **SNUG** **COMFORT**

RIDING POSITION DRAG RACE

◯ **Upright** ◯ **Race Tuck** ◯ **Laydown**

RIDING POSITION - STREET OR ROAD RACE

◯ **Super Sport** ◯ **250 GP** ◯ **Sidecar**

HANDLEBAR POSITION - CHECK ONE

◯ **Drag Bars** ◯ **Clip-Ons** ◯ **Low Rise Bars**

◯ **RACE TUCK** ◯ **EXTREME TUCK** ◯ **LAYDOWN**

ATTENTION!

WARNING: If your measurement checks are off, your suit will not fit correctly. These checks will take much less time than waiting for adjustments to be made. Help us eliminate unnecessary fit issues by providing accurate measurements.

IMPORTANT: Please send us **THREE** clear full length photos with the measuring device around your waist. One full frontal, one side profile, one rear with arms at side.

NOTE: Measure your body, then if you are wearing gear (back brace, knee brace, etc. then measure while wearing your brace(s). Write in any open space with a note describing your gear and anything that will help us provide you with the best fit.

MUST BE WEARING A PAIR OF GOOD FITTING JEANS AND A T-SHIRT!

IF YOU HAVE QUESTIONS CALL 508-678-2000

MAKE SURE ELASTIC BELT (VMD) DOES NOT MOVE

MEASUREMENTS TAKEN BY:

_____

GUIDE KEY
Check if completed

SECTION A. ___
SECTION B. ___
SECTION C. ___
SECTION D. ___
SECTION E. ___
SECTION F. ___

GUIDE KEY
Specific

SECTION G. ___
SECTION H. ___

REMEMBER !

VMD - WAIST
This is an indicator showing where the elastic band from the Vanson Measuring Device rests (at the navel and parallel with the ground). Put this device on **AFTER** you complete measurement **#3**.

CHECKERED BOX
This is used when you are doing your second measurement over your armor or brace

100% MADE SOLD AND SERVICED IN THE U.S.A.

WITH CORRECT MEASUREMENTS AND EQUATIONS WE OFFER A 100% GUARANTEED FIT

SECTION A
CIRCUMFERENCES

NECK 1

UPPER CHEST* 2
Across front
over protection

CHEST* 3
Around fullest part
over protection

*Put on **VMD***

WAIST* 4
At navel, **VMD** belt is parallel to the floor.
over protection

BELTLINE* 5
at top of pants
over protection

HIPS* 6
Around fullest part
Mark outseam
over protection

THIGH 7
2" below crotch
Mark outseam

KNEE CIRCUMFERENCE 8
With leg straight
Mark outseam

CALF 9
Around fullest part
OVER BOOT
YES ◯ **NO** ◯

ANKLE* 10
Around at anklebone
OVER BOOT
YES ◯ **NO** ◯

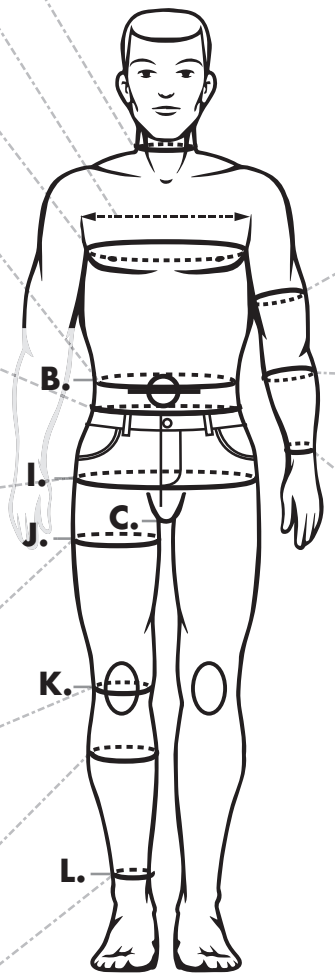

11 BICEP
With muscle flexed around widest part.

12 FOREARM
Make fist then measure

13 WRIST
Around wrist bone

SECTION B
VERTICAL/HORIZONTAL

WAIST TO HIPS 14 B ⇓ I
outseam

WAIST TO THIGH 15 B ⇓ J
outseam

WAIST TO MID KNEE 16 B ⇓ K
outseam

OUTSEAM 17
Waist to anklebone
B ⇓ L
outseam

KNEE TO ANKLEBONE 18 K ⇓ L

19
#17 - #16 = #18
#18 should = #19

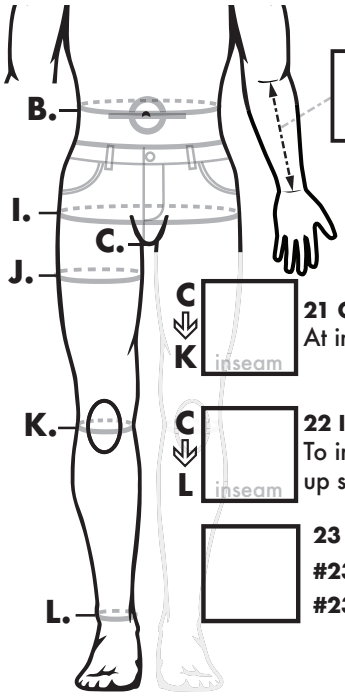

20 WRIST TO INNER ELBOW
At crease

21 CROTCH TO MID-KNEE C ⇓ K
At inseam
inseam

22 INSEAM C ⇓ L
To inner anklebone (pull pants up snug before measuring).
inseam

23
#23 = #22 - #21
#23 should = #18

LEGEND

A. Neck Hollow of neck at the stop of sternum

B. VMD-Waist Waist at navel where you have the VMD - parallel to floor

C. Crotch Pants seam intersection

D. VMD-Waist Back Middle of back where waist and spine meet

E. Nape Of Neck Bone that protrudes from the back of your neck

F. Beltline Front Center of the beltline in front of pants

G. Beltline Back Center of the beltline in back of pants

I. Hips Widest part of hips. Mark on outseam with tape.

J. Thigh 2" Below crotch Mark on outseam with tape.

K. Knee Middle of knee cap

L. Ankle At ankle bone

M. / N. Shoulder Outermost point of shoulder bone

O. Wrist Outer bone on wrist (pinky side)

SECTION C

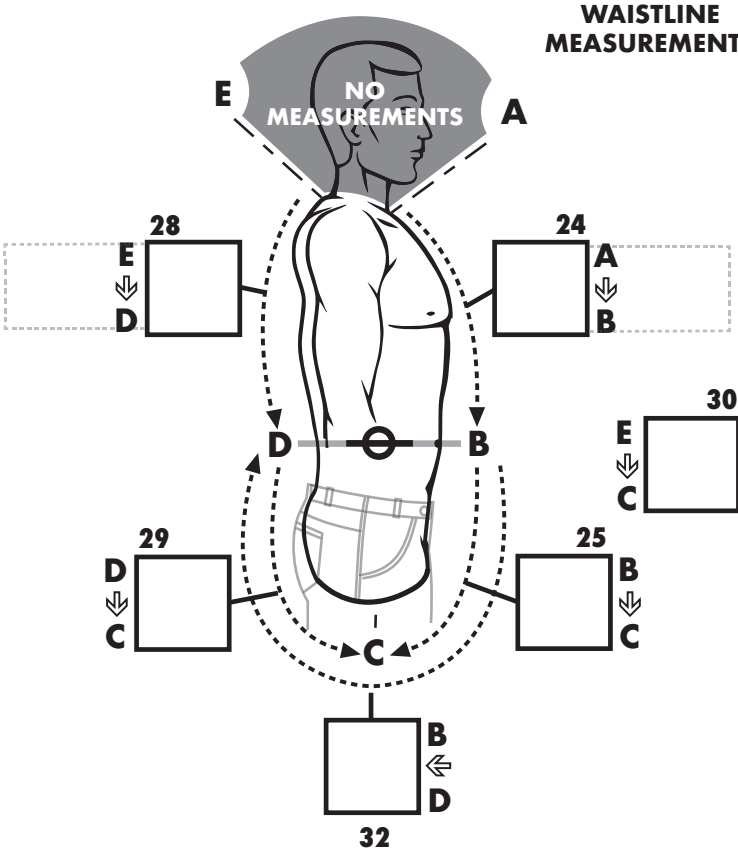

WAISTLINE MEASUREMENTS

SECTION D

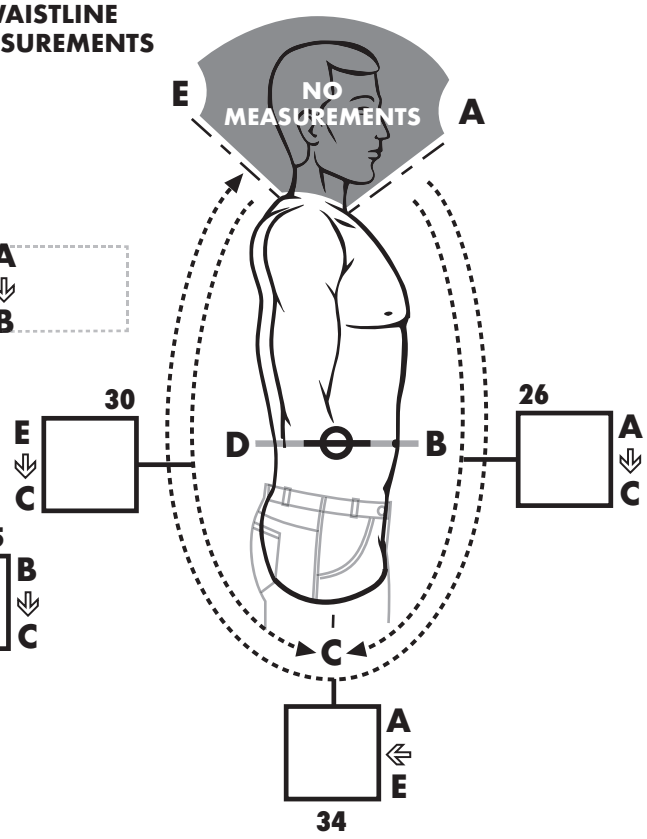

27 **#24 + #25 =** within 1/2" of **#26**

31 **#28 + #29 =** within 1/2" **#30**

33 **#25 + #29 =** within 1/2" of **#32**

35 **#26 + #30 =** within 1/2" of **#34**

SECTION E
BELTLINE MEASUREMENTS

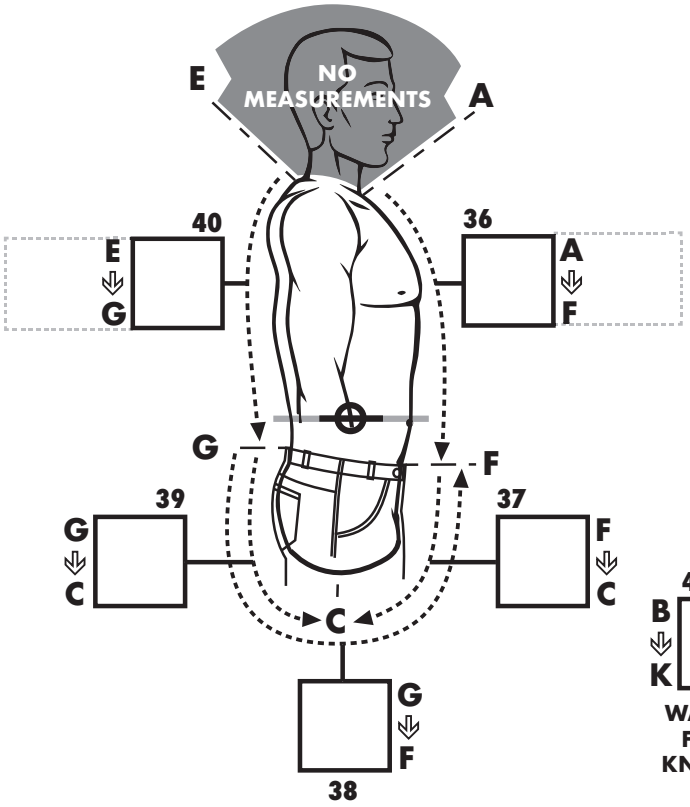

SECTION F
SEATED MEASUREMENTS

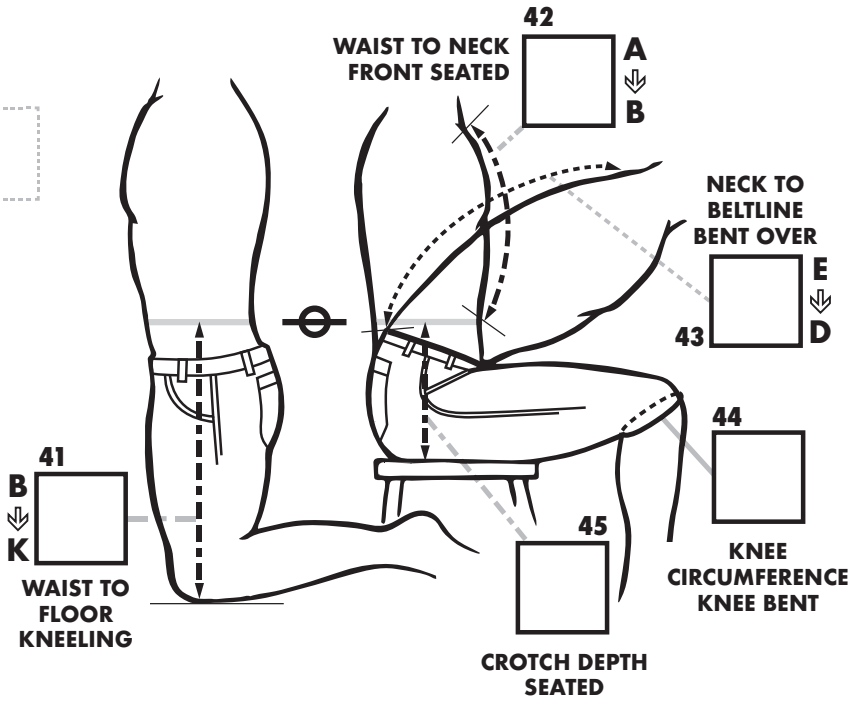

SECTION G

SHOULDER/SLEEVE

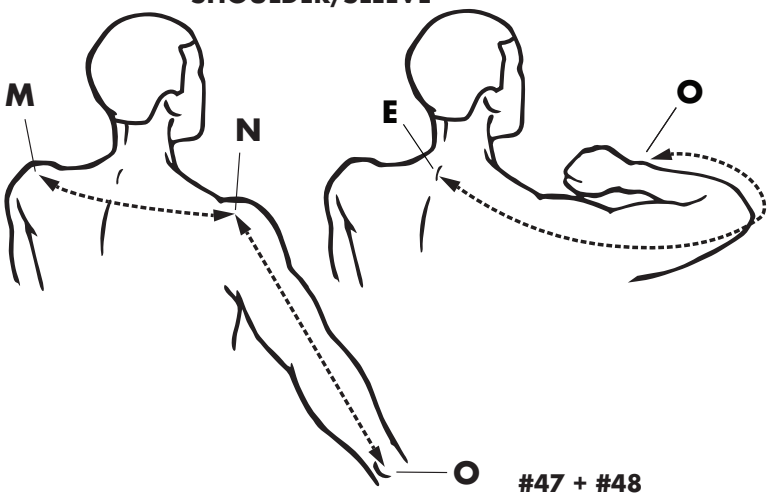

46 M→N ÷2 = 47 #46 / 2 = + 48 N→O + 1.5″ = 49 #47 + #48 + 1.5″= = 50 E→O NAPE OF NECK TO WRIST

ACROSS SHOULDERS

SLEEVE LENGTH
End #46 to wristbone

should equal #28

SECTION H

WOMEN'S MEASUREMENTS

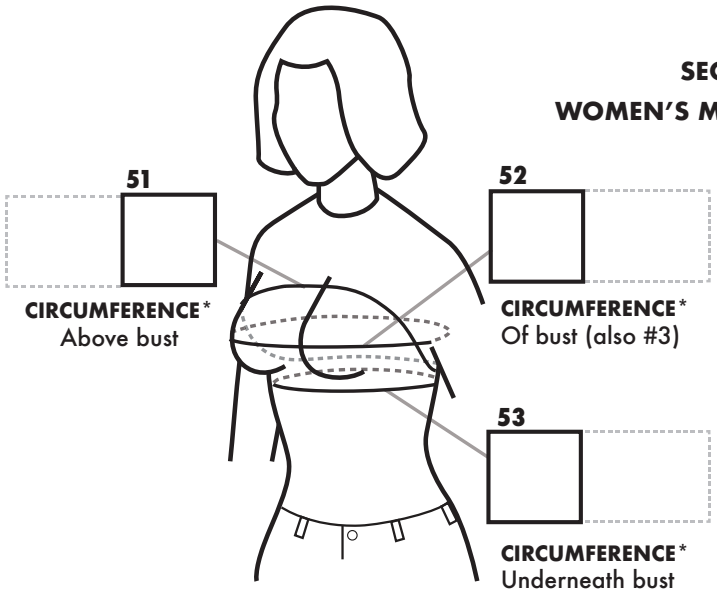

51 **CIRCUMFERENCE*** Above bust

52 **CIRCUMFERENCE*** Of bust (also #3)

53 **CIRCUMFERENCE*** Underneath bust

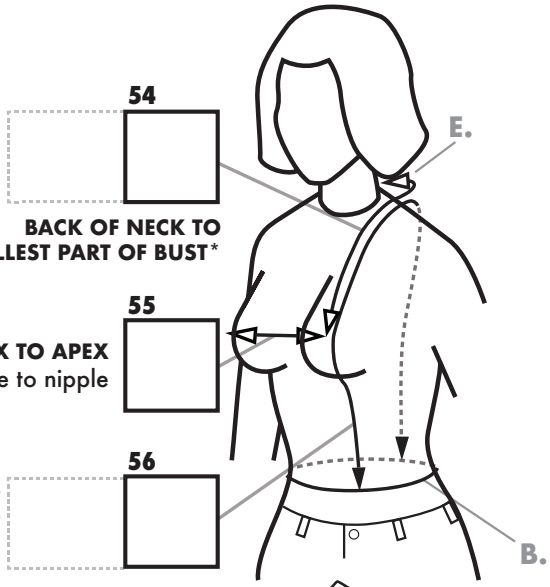

54 **BACK OF NECK TO FULLEST PART OF BUST***

55 **APEX TO APEX** Nipple to nipple

56 **WAIST FRONT OVER BUST TO WAIST BACK**

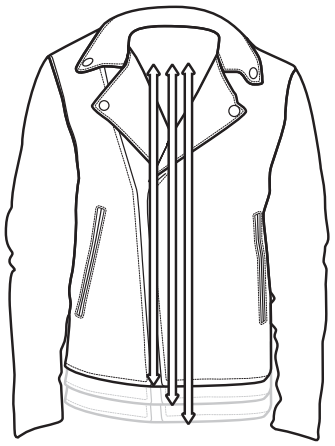

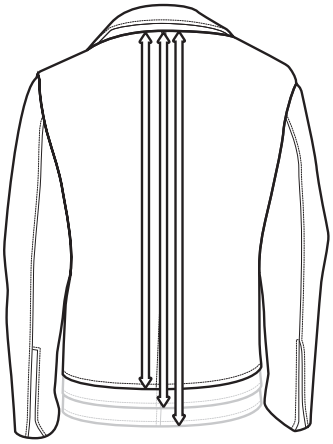

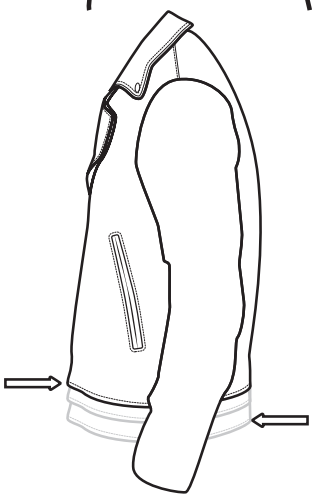

57. DESIRED JACKET LENGTH IN FRONT (Looking in a mirror) From the top of the ribcage determine where you want the bottom of your jacket to stop.

58. DESIRED JACKET LENGTH IN BACK From the nape of the neck determine where you want the bottom of your jacket to stop.

59. CIRCUMFERENCE Take circumference of torso with **57** being the front point of intersection and **58** being the back point of intersection.

Custom Racing Suits

U.S. Made . . . experience the best!

951 Broadway, Fall River, MA 02724
Phone (508) 678-2000 • Fax (508) 677-6773
E-Mail: **vanson@vansonleathers.com** • Web Site: **www.vansonleathers.com**

Date and location _____

Order Form

After verification of measurements, we guarantee the fit at no extra charge!

Type or print clearly. Fill out all the relevant sections. Be sure to read this form carefully, including the terms and conditions section.

All orders must be signed and accompanied by a 50% deposit.

DUE DATE MAY CHANGE WITHOUT NOTIFICATION
Prices subject to change without notice before receipt of order.

Suit Style #	Suit Color(s)	Vanson use only
		P.O.#

Salesman's #	Pick Up or Ship

Dealer #

Order Date
Due Date

Office Use
Date Order Received

Dealer Name _____

Customer's Name (if different from above)_____

Shipping Address _____

City _____ State _____ Zip _____

Dealer Phone (____) _____ Customer W. Phone (____) _____

Email _____ Customer H. Phone (____) _____

Birth Date ___ /___ /___ (used for Cust #) First Race Date Needed _____ /_____ /_____

Method of Payment: VISA o MasterCard o AMEX o Discover o

Money Order o Check o Check number _____

AMEX, Discover, VISA or MasterCard # _____

Exp. Date _____ CVC Code _____

Authorizing Signature _____

NOTE: If you change your order after we have received it your changes will affect our scheduling. Changes made after certain production steps will also incur additional charges.

CALCULATE COST Add the totals from each section of this form		Vanson Use
1 Basic Suit	$	
2 Options	$	
3 Graphic Design	$	
4 Stripes Etc.	$	
5 Letters & Numbers	$	
Custom Fee	$	
Total	$	
Asphalt Ins. (+15%)	$	
Rush Charge (+20%)	$	
MA res.add sales tax	$	
Credit on file ☐ TOTAL	$	
Deposit 50%	$	
	$	
Shipping	$	

TERMS AND CONDITIONS

All custom orders must be signed and be accompanied by a 50% deposit. This deposit is non-refundable once work has commenced on your order.

A rush service is available for a 20% surcharge on the total price of the garment. This is intended to cover costs related to producing your garment within 15 working days. However, this is not a guaranteed service and is dependent on our existing backlog when your order is received. In the event we are unable to produce your suit within the specified time, the rush charge will be refunded. Accurate measurements are your responsibility.

Alterations due to inaccurate measurements are chargeable to you.

If the balance on the garment is not pre-paid, the garment will ship C.O.D. (cash or certified check) for the balance.

Custom orders are not refundable, if any changes or alterations are required to the garment, it must be returned within 30 days from the date shipped.

All designs submitted or made as a result of this order become the exclusive property of Vanson Leathers Inc. and may not be used for any purpose without the written permission of Vanson Leathers, Inc. Vanson Leathers, Inc. reserves the right to change and modify product specifications.

Note: Florescent and metallic finishes on leather are decorative and are not warrantied by Vanson. All metallic and florescent finishes are light sensitive and may fade in sunlight. All non drum dyed leather, including metallic and florescent finishes, cannot be refinished by Vanson.


CAM THAT MIKE LIKES
PAT MOONEY
FAMOUS JACKET
KENNY COOLBETH
GAS TANK MIKE LIKES
CHRIS HAND
RACE GAS
COREY TEXTER
DALE 1/4LEY
TERENCE ANGELA
LARRY MCBRIDE
SPRO-CKET
DAVID CRUSSEL
JEFFREY CARVER